

# 2017-18 School Report Card



## Rocky Boy High School

81 Mission Taylor Road  
Box Elder, MT 59521

Grades Served: 9-12

Student Enrollment: 134

### Montana Accountability System

As required under the Every Student Succeeds Act (ESSA), Montana developed an accountability system to meaningfully differentiate schools by the support needed.

Schools are identified as one of the following:

- Comprehensive Support & Improvement (CSI) Schools
- Targeted Support & Improvement (TSI) Schools
- Universal Support Schools

[Click here for more detail about Accountability](#)

### School Identification

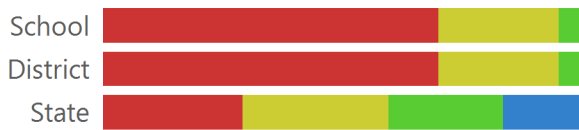
## Comprehensive Support

#### Report Card Definitions & Methodology

**Due to rounding, percentages on each page may not add up to 100%.  
An asterisk ( \* ) indicates this number has been suppressed for student privacy and security reasons (Privacy & Security Details).**

### Student Achievement Scores

#### Mathematics



|          | Novice | Nearing Proficient | Proficient | Advanced |
|----------|--------|--------------------|------------|----------|
| School   | 70%    | 25%                | 5%         | 0%       |
| District | 70%    | 25%                | 5%         | 0%       |
| State    | 29%    | 30%                | 24%        | 17%      |

#### Reading



|          | Novice | Nearing Proficient | Proficient | Advanced |
|----------|--------|--------------------|------------|----------|
| School   | 70%    | 20%                | 10%        | 0%       |
| District | 70%    | 20%                | 10%        | 0%       |
| State    | 26%    | 24%                | 31%        | 19%      |

#### Science



|          | Novice | Nearing Proficient | Proficient | Advanced |
|----------|--------|--------------------|------------|----------|
| School   | 57%    | 36%                | 7%         | 0%       |
| District | 57%    | 36%                | 7%         | 0%       |
| State    | 11%    | 28%                | 42%        | 18%      |

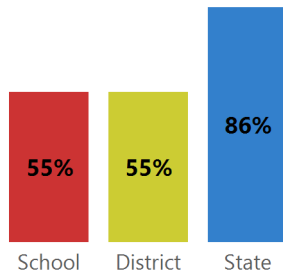
■ Novice   
 ■ Nearing Proficient   
 ■ Proficient   
 ■ Advanced

[Click here for more detail about Student Achievement](#)

**Due to rounding, percentages on each page may not add up to 100%.  
An asterisk ( \* ) indicates this number has been suppressed for student privacy and security reasons (Privacy & Security Details).**

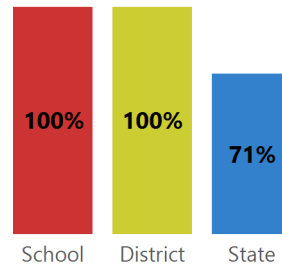
## Student Achievement Progress Scores

% of students graduating high school in four years



[Click for more information](#)

% of students who are college or career ready



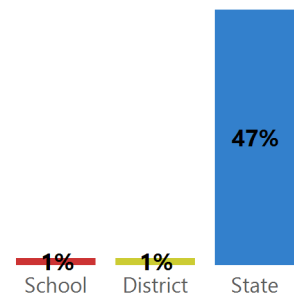
[Click for more information](#)

### English Learners

|  |             |
|--|-------------|
| # English Learners                               | <b>20</b>   |
| % Achieved Proficiency                           | <b>0 %</b>  |
| % Students Showing Progress on the EL Assessment | <b>21 %</b> |

### School Attendance

% of students with at least 95% attendance for the entire school year



### Educator Qualifications

[Click here for details on Educator Qualifications \(inexperienced educators, emergency provisional licenses, educators working out of field\)](#)

### School Quality, Climate, and Safety

Source: Civil Rights Data Collection as published by the US Department of Education Office of Civil Rights.

An asterisk ( \* ) indicates this number has been suppressed for student privacy and security reasons ([Privacy & Security Details](#)).

[Click here for details on Montana Civil Rights Data Collection](#)

### School Finance

Data on school level expenditures will be available later in 2019

Due to rounding, percentages on each page may not add up to 100%.  
 An asterisk ( \* ) indicates this number has been suppressed for student privacy and security reasons ([Privacy & Security Details](#)).