

# 2017-18 District Report Card



## Rocky Boy Elem

81 Mission Taylor Road  
Box Elder, MT 59521

Grades Served: K - 8

Student Enrollment: 431

### Montana Accountability System

As required under the Every Student Succeeds Act (ESSA), Montana developed an accountability system to meaningfully differentiate schools by the support needed.

Schools are identified as one of the following:

- [Comprehensive Support & Improvement \(CSI\) Schools](#)
- [Targeted Support & Improvement \(TSI\) Schools](#)
- [Universal Support Schools](#)

### Schools Within District

Click below for detailed information about each school

- [Rocky Boy 7-8](#)
- [Rocky Boy School](#)

Due to rounding, percentages on each page may not add up to 100%.

An asterisk ( \* ) indicates this number has been suppressed for student privacy and security reasons ([Privacy & Security Details](#)).

[Report Card Definitions & Methodology](#)

[Click here for more detail about Accountability](#)

### Student Achievement Scores

#### Mathematics



	Novice	Nearing Proficient	Proficient	Advanced
District	61%	29%	8%	1%
State	29%	30%	24%	17%

#### Reading

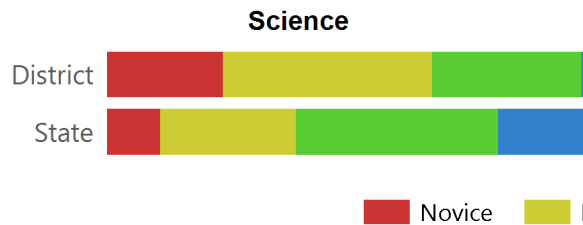


	Novice	Nearing Proficient	Proficient	Advanced
District	53%	28%	17%	2%
State	26%	24%	31%	19%

	Novice	Nearing Proficient	Proficient	Advanced
District	24%	44%	31%	1%

Due to rounding, percentages on each page may not add up to 100%.

An asterisk ( \* ) indicates this number has been suppressed for student privacy and security reasons ([Privacy and Security Details](#)).

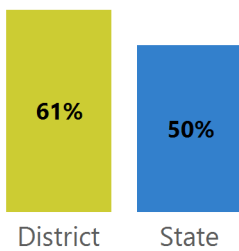


State	11%	28%	42%	18%
-------	-----	-----	-----	-----

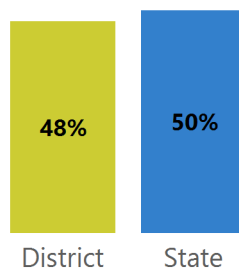
[Click here for more detail about Student Achievement](#)

## Student Achievement Progress Scores

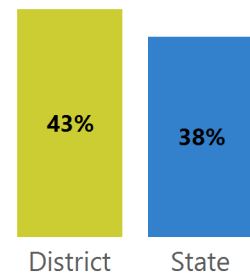
% of students showing progress in Reading



% of students showing progress in Mathematics



% of English Learners showing progress toward English proficiency

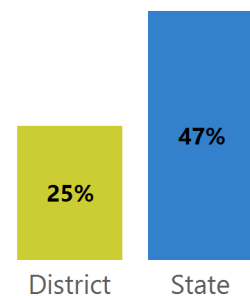


## English Learners

# English Learners	<b>113</b>
% Achieved Proficiency	<b>1 %</b>
% Students Showing Progress on the EL Assessment	<b>43 %</b>

## School Attendance

% of students with at least 95% attendance for the entire school year



## Educator Qualifications

[Click here for details on Educator Qualifications \(inexperienced educators, emergency provisional licenses, educators working out of field\)](#)

## School Quality, Climate, and Safety

Source: Civil Rights Data Collection as published by the US Department of Education Office of Civil Rights.

An asterisk ( \* ) indicates this number has been suppressed for student privacy and security reasons ([Privacy & Security Details](#)).

[Click here for details on Montana Civil Rights Data Collection](#)

## School Finance

Data on school level expenditures will be available later in 2019

**Due to rounding, percentages on each page may not add up to 100%.**

**An asterisk ( \* ) indicates this number has been suppressed for student privacy and security reasons ([Privacy and Security Details](#)).**