


Dear Family,

This week _____ will learn about growing and changing. Using the topic "I'm Growing Every Day," we will read stories about growing up. You can help your child learn more by talking with her/him about the things he/she is doing at school and the new letters and words that he/she is learning. Here are some ways that you can work with your child at home.



**Think
Talk &**

What did you read about today?
What did you learn about growing up today?
How have you grown since you were a baby?

Home Activities



Gg Poster

Gather Ggs from newspaper or magazine headlines with your child. At the end of the week, help him/her make a Gg poster. You can decorate the poster by adding pictures or photographs of things whose names start with Gg.

Change and Growth

Your child will listen to a book titled *Growing Like Me* this week. Ask her/him to tell about how frogs, ducks, and oak trees grow and change. Share other books about animals and things that grow and change with your child.


What I Learned

Here is a note from your child and her/his teacher.



Dear Family,

This week _____ will learn about changes in nature. Using the topic “Everything Changes,” we will read stories about how things in nature grow and change. You can help your child learn more by talking with her/him about the things he/she is doing at school and the new letters and words that he/she is learning. Here are some ways that you can work with your child at home.



Think & Talk

- What did you read today?
- What was the story about?
- What changes did you learn about?
- What does a chrysalis look like?
- Can you show me what a butterfly does?

Home Activities



Ee Egg

Draw an egg on drawing paper. Write *Ee* at the top of the paper and *Egg* at the bottom. Point out that *Egg* begins with *E*. Look for *Ees* in newspaper and magazine headlines with your child. Cut them out and help your child glue them on the egg.

Butterflies in Books

Your child will listen to the story *Waiting for Wings* this week. Ask her/him to tell you about the stages of growth a butterfly goes through. Share other books about butterflies with your child.


What I Learned

Here is a note from your child and her/his teacher.



Dear Family,

This week _____ will learn about spring. Using the topic “Look, It’s Spring!,” we will read stories about how plants and animals grow and change in the spring. You can help your child learn more by talking with her/him about the things he/she is doing at school and the new letters and words that he/she is learning. Here are some ways that you can work with your child at home.



Think Talk &

- What did you read today?
- What did you like best about the story?
- What grows and changes in the spring?
- What would you like us to plant in the spring?

Home Activities



Looking for *Dd*

Look for *Dds* on food packaging, such as cereal boxes and labels on cans. You can also look for *Dds* on signs around your neighborhood. Encourage your child to tell you whether the letter they found is a capital *D* or a small *d*.

Reading Together

Your child will listen to the classic folktale “Jack and the Beanstalk” this week. Read other versions of this story with your child. Talk about how the stories are alike and different.

What I Learned

Here is a note from your child and her/his teacher.