


Dear Family,

This week \_\_\_\_\_ will learn about building things. Using the topic "I Can Build," we will read stories about tools, materials, buildings, and construction. You can help your child learn more by talking with her/him about things he/she is doing at school and the new letters and words that he/she is learning. Here are some ways that you can work with your child at home.



#### Think & Talk

- What did you read today?
- What was your favorite part of the story?
- What did you build today?
- What would you like to build tomorrow?

#### Home Activities



##### Bb Poster

Gather *Bb*s from newspaper or magazine headlines. Help your child make a *Bb* poster. You can decorate the poster by adding pictures or photographs of things whose names start with *Bb*.

##### Learning the ABCs

Your child will listen to the alphabet book *Alphabet Under Construction* this week. Page through other alphabet books together, paying special attention to the *ABC* order. Encourage your child to predict what letter you will read about next in the book.

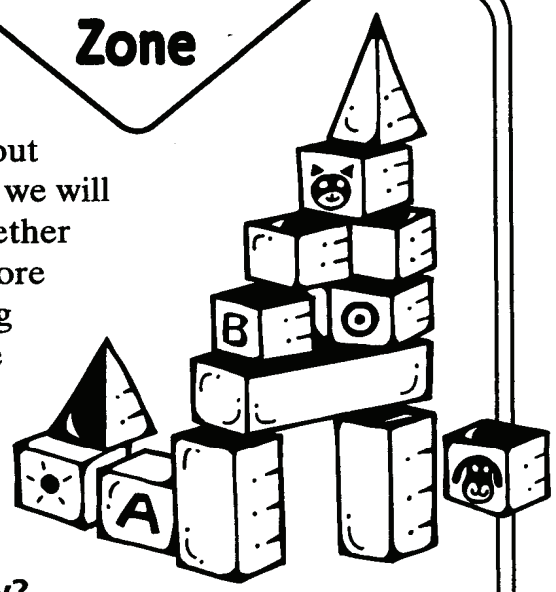
#### What I Learned

Here is a note from your child and her/his teacher.




Dear Family,

This week \_\_\_\_\_ will learn about solving problems. Using the topic "Build with Me," we will read stories about building things and working together to solve problems. You can help your child learn more by talking with her/him about things he/she is doing at school and the new letters and words that he/she is learning. Here are some ways that you can work with your child at home.



### Think Talk &

- What did you read today?
- What was the problem in the story?
- How was it solved?
- What problem did you solve today?

### Home Activities



#### Mm Hunt

Look for *Mms* in newspaper and magazine headlines. Underline the *Mms* you find and count them together. Encourage your child to trace the letters so he/she can familiarize herself/himself with their shape.

#### Building Bugs

Your child will listen to the book *Bumbling Building Bugs* this week. It is about a group of bugs that work together to build a road and a bridge. Ask your child to tell you about the different bugs in the book. Observe harmless insects outside.


### What I Learned

Here is a note from your child and her/his teacher.




Dear Family,

This week \_\_\_\_\_ will learn about how children can plan together to get a job done. Using the topic "Everybody Builds," we will read stories about how building things requires planning and working together. You can help your child learn more by talking with her/him about the things he/she is learning at school and the new letters and words that he/she is learning. Here are some ways that you can work with your child at home.



### Think & Talk

- What did you read today?
- What was the story about?
- What did the characters build?
- How did they work together to get things done?

### Home Activities



#### Looking for Rr

Look for *Rrs* on food packaging, such as cereal boxes and labels on cans. You can also look for *Rrs* on signs around your neighborhood. Encourage your child to tell you whether the letter is capital *R* or small *r*.

#### Reading Together

Your child will listen to the classic folktale "The Three Little Pigs" this week. Read other versions of this story with your child. Talk about how the stories are alike and different.

### What I Learned

Here is a note from your child and her/his teacher.