


Dear Family,

This week \_\_\_\_\_ will learn about families and all the members of a family. Using the topic “Meet My Family,” we will read stories about things families do together. You can help your child learn more by talking with her/him about the things he/she is doing at school and the new letters and words that he/she is learning. Here are some ways that you can work with your child at home.



### Think Talk &

- What did you read today?
- What was the story about?
- Who are the people in our family?
- What are some of the things that our family does together?

### Home Activities



#### Letter Hunt


Look at book titles and newspaper or magazine headlines with your child to find letters of the alphabet. Start with the letter *A* and continue with the rest of the letters in *ABC* order. Encourage your child to name each letter as he/she finds it.

#### Morning Routines

Children will listen to a story about what each person in a family does in the morning. Ask your child to tell you about the things he/she does each morning. Prompt her/him to use the words *first*, *next*, and *last*.

### What I Learned

Here is a note from your child and her/his teacher




Dear Family,

This week \_\_\_\_\_ will learn about neighbors and neighborhoods. Using the topic "Hello, Neighbor!" we will read stories about what it means to be a good neighbor. You can help your child learn more by talking with her/him about the things he/she is doing at school and the new letters and words that he/she is learning. Here are some ways that you can work with your child at home.



**Think  
Talk &**

- What did you read today?
- What was the story about?
- Who lives in our neighborhood?
- What things do you see in our neighborhood?

### Home Activities



#### Ss Hunt

Page through newspaper or magazine headlines with your child, looking for capital S and small s. Circle the letters that you find. Look at the materials again and ask your child to point to each circled letter and say its name.

#### Sort Objects

Have your child sort objects in your home by size, shape, or color. Then have her/him count how many objects are in each set.

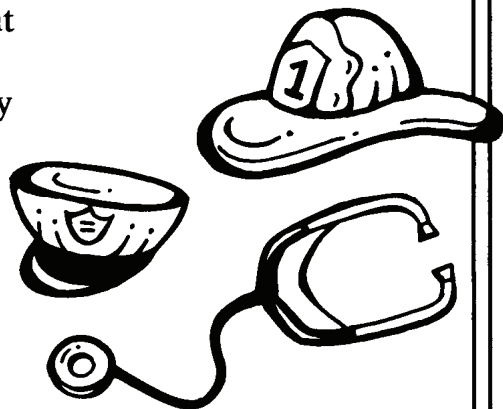
### What I Learned

Here is a note from your child and her/his teacher.




Dear Family,

This week \_\_\_\_\_ will learn about communities. Using the topic "Community Helpers," we will read stories about how people in a community help each other. You can help your child learn more by talking with her/him about the things he/she is doing at school and the new letters and words that he/she is learning. Here are some ways that you can work with your child at home.



#### Think Talk &

Who were the people in the story?

What do they do?

Do we have helpers in our community?

Who are they? What do they do?

#### Home Activities



##### Pp Card

Fold a piece of drawing paper in half. Write *Pp* on the front of the card. Name the letters and have your child repeat their names. Look for pictures of things that start with *Pp* in magazines or newspapers. Cut out the pictures and help your child glue them to the inside of the card.

##### Reading Together

Gather books about community helpers, such as firefighters, police officers, teachers, doctors, and nurses. Talk with your child about what the people pictured in the books do for others. Read the stories aloud to your child.

#### What I Learned

Here is a note from your child and her/his teacher.