


Dear Family,

This week _____ will celebrate what we have learned about letters and words. Using the topic "Now I Know My ABCs," we will read alphabet books. You can help your child learn more by talking with him/her about the things he/she is doing at school and the new letters and words that he/she is learning. Here are some ways that you can work with your child at home.



**Think
Talk &**

Can you see some words in our home?
Do you know the names of some of the letters in those words?
What other letters do you know?

Home Activities



L/Hunt

Look around your home for objects whose names begin with small *l*, such as *lamp* and *lock*. Write the names of the objects on index cards. Help your child write small *l* in each word. Post the labels near each object.

Patterns

Look for patterns around your house and name them with your child. For example, say *The wallpaper pattern is green, white, green, white*. Look for more patterns in photographs and illustrations in books you read together.


What I Learned

Here is a note from your child and her/his teacher.



Dear Family,

This week _____ will learn more about numbers and shapes. Using the topic "We Count!" we will read counting books and talk about how numbers are used. You can help your child learn more by talking with him/her about the things he/she is doing at school and the new letters and words that he/she is learning. Here are some ways that you can work with your child at home.



**Think
Talk &**

What numbers do you see in our home?
Where are they?
Let's count. What things would you like to count?

Home Activities



Nn Hunt

Write the word *Numbers* at the top of a piece of construction paper. Write number words from one to ten on the paper. Read the words with your child. Have your child find and circle the *Nns* in the words. Count the *Nns* you find.

Finding Numbers

Look for numbers around your neighborhood and when you go on errands. Have your child name the numbers. Talk about what the numbers mean.


What I Learned

Here is a note from your child and her/his teacher.



Dear Family,

This week _____ will revisit what he/she has learned this year. Using the topic "Off to Kindergarten!" we will read stories about things he/she can do now and what he/she will do in Kindergarten. You can help your child learn more by talking with him/her about the things he/she is doing at school and the new letters and words that he/she is learning. Here are some ways that you can work with your child at home.



Think & Talk

What letters do you know? Let's say the alphabet together.
What numbers do you know? Let's count to ten together.
What is your favorite thing to do at school?

Home Activities



Kk Collage

Write *Kk* at the top of a large piece of paper. Help your child find pictures of objects whose names begin with *Kk* in newspapers, catalogs, and magazines. Make a collage with the pictures. You can also draw your own pictures.

Shape Books

Have your child draw shapes on pieces of drawing or construction paper. Staple the pages together to make a shape book. Your child can color or decorate each shape. Encourage her/him to name each one.

What I Learned

Here is a note from your child and her/his teacher.